












GILSON POND CAMPGROUND

LEGEND

- | | | | |
|---|------------|---|------------------------|
|  | Water |  | Campsite with Electric |
|  | Pit Toilet |  | Campsites |
|  | Park Store |  | Platform Sites |
|  | Showers |  | Restrooms |
|  | Playground |  | Parking |
|  | Host Site | | |



STATE PARK BOUNDARY

DUBLIN
JAFFREY

TRAIL TO REMOTE SITES

STATE PARK BOUNDARY

PRIVATE PROPERTY

LOOP B

LOOP A

GILSON POND

BIRCHTOFT TRAIL
(to other trails and summit)

TOLL BOOTH

DUBLIN ROAD

