


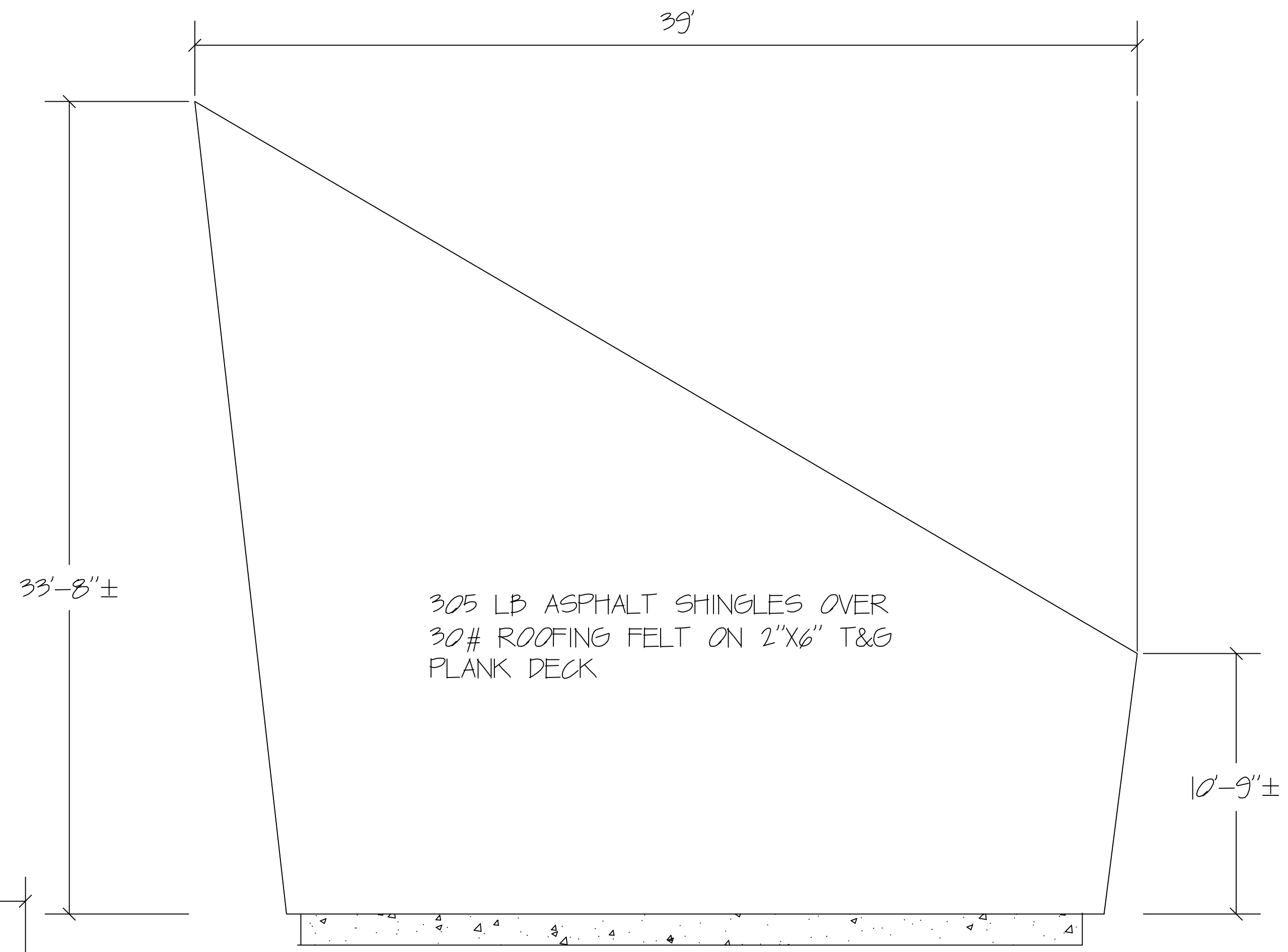

- NOTES:
1. STRIP AND REMOVE ALL ASPHALT SHINGLE ROOFING MATERIALS IN AREAS AS INDICATED.
 2. INSPECT AND REPAIR WOOD ROOF DECK.
 3. INSTALL ALUMINUM DRIP EDGE.
 4. INSTALL ICE & WATERSHIELD.
 5. INSTALL SOLID FELT OR SYNTHETIC ROOF UNDERLAYMENT OVER ENTIRE ROOF DECK.
 6. INSTALL ASPHALT SHINGLES AND RIDGE CAP SHINGLES.

ASPHALT SHINGLE ROOFING REPLACEMENT GREENFIELD STATE PARK ADMINISTRATION BUILDING		DATE: SEP. 27, 2022
PROJECT #	CAP-2206	SCALE: 1/4" = 1'-0"
APPROVED BY:	EDWARD MUSSEY	
DRAWN BY:	EDWARD MUSSEY	



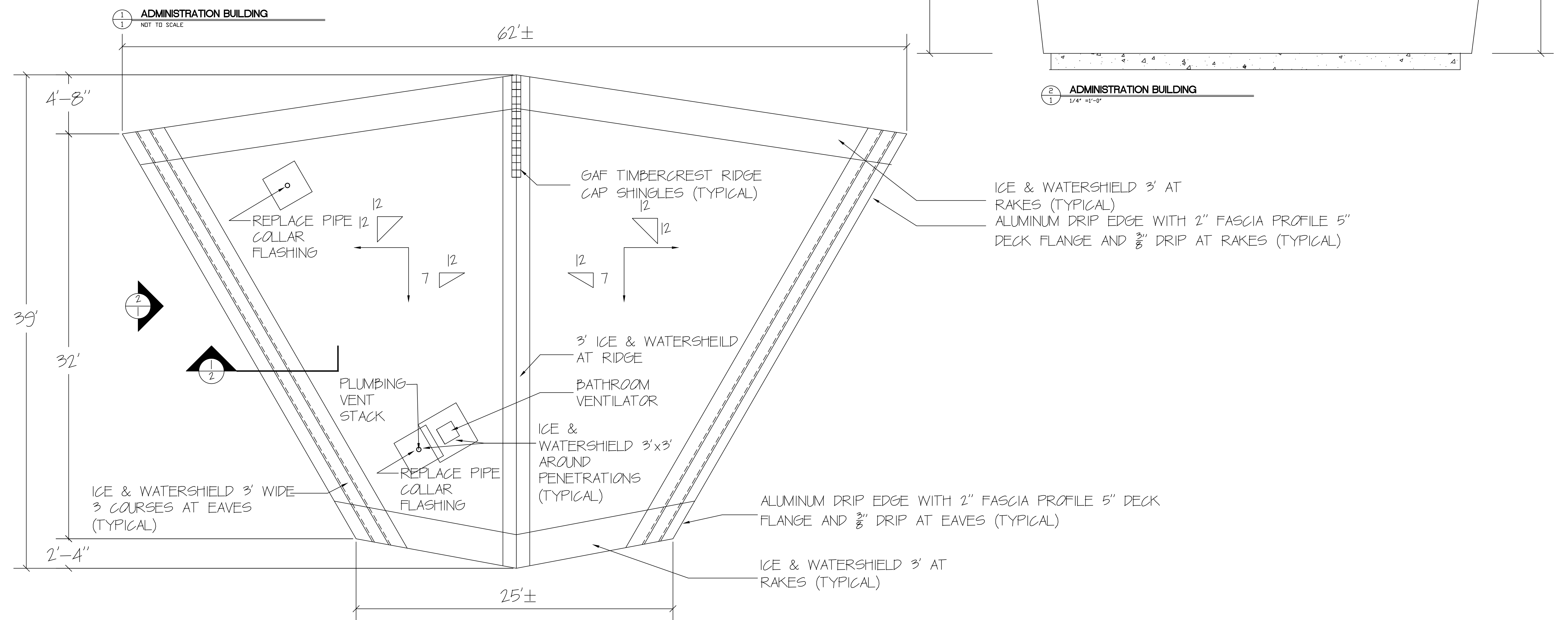
STATE OF NEW HAMPSHIRE
DEPARTMENT OF NATURAL AND CULTURAL RESOURCES
PLANNING AND DEVELOPMENT SECTION
GREENFIELD STATE PARK
GREENFIELD, NEW HAMPSHIRE

SHEET
OF



1 ADMINISTRATION BUILDING
NOT TO SCALE

2 ADMINISTRATION BUILDING
1/4" = 1'-0"



3 ADMINISTRATION BUILDING ROOF PLAN
1/4" = 1'-0"