



1 ROOF PLAN  
NOT TO SCALE



2 CHIMNEY REPAIRS + LEVEL 1 INSPECTION  
NOT TO SCALE



3 FACIA REPAIRS  
NOT TO SCALE

- NOTES:
1. STRIP OF THE EXISTING ASPHALT SHINGLE ROOF AND UNDERLAYMENTS.
  2. INSPECT AND REPAIR SHEATHING BOARDS.
  3. IF REQUIRED BY THE PROJECT MANAGER INSTALL 5/8" RTD SHEATHING OVER ROOF DECK AS DIRECTED.
  4. INSTALL ALUMINUM DRIP EDGE.
  5. INSTALL ICE & WATERSHIELD.
  6. INSTALL ROOF UNDERLAYMENT.
  7. INSTALL ASPHALT SHINGLE.
  8. PROVIDE REQUIRED WARRANTIES.

ASPHALT SHINGLE ROOF REPLACEMENT  
FREEMONT DEPOT, ROCKINGHAM RECREATIONAL TRAIL


DATE: NOV 1, 2021

PROJECT # CAP-2140

APPROVED BY: EDWARD MUSSEY

SCALE 1/4" = 1'-0"

DRAWN BY: EDWARD MUSSEY



STATE OF NEW HAMPSHIRE  
DEPARTMENT OF NATURAL AND CULTURAL RESOURCES

OPERATIONS PLANNING & PROJECT MANAGEMENT

ROCKINGHAM RECREATIONAL TRAIL  
FREEMONT, NEW HAMPSHIRE