



STATE OF NEW HAMPSHIRE
 Department of Natural and Cultural Resources
 Division of Parks and Recreation
 Bureau of Trails

Bureau of Trails ONLY	Date Stamp
District 1	
District 2	
District 3	

GRANT-IN-AID TRAIL SIGN ORDER FORM - SNOWMOBILE








Club/Organization Name: _____

County(s): _____ Trail Administrator Name: _____





Trail Administrator Signature: _____ Date: _____

Per Ncr 843.04(a): This form is **due annually** to the Bureau of Trails on the **second Friday of April**.









Please either email this form to nhtrails@dncr.nh.gov
 Or mail a hardcopy to the following address: Bureau of Trails
 ATTN: Sign Order
 172 Pembroke Road
 Concord, NH 03301

Picture	Description	Quantity
Regulatory Signs		
	STOP 12" X 12" Octagon – red/white Instructs riders to bring their OHRV to a COMPLETE STOP	
	ATVs, UTVs and TRAILBIKES PROHIBITED 12" X 12" Square – orange/black Identifies areas where OHRV traffic is NOT allowed. (Typically installed where spurs leave a trail.)	
	NO SNOWMOBILES 12" X 12" Square – orange/black Identifies trails where snowmobiles are NOT allowed.	
	NO MOTORIZED WHEELED VEHICLES 12" X 12" Square – orange/black Identifies trails where wheeled vehicles are NOT allowed.	
	NO HIGHWAY VEHICLES ALLOWED 12" X 12" Square – orange/black Identifies trails where highway vehicles are NOT allowed.	
	OHRV PERMITTED 9" X 12" Extended Diamond – white/green Identifies trails where ATVs/UTVs ARE allowed	
	SNOWMOBILES PERMITTED 9" X 12" Extended Diamond – orange/black Identifies trails where snowmobiles ARE allowed	












Trail Marker Signs

	<p>DIRECTIONAL MARKER 8" X 8" Extended Diamond – orange/black Used to show trail direction in areas where riders could venture off designated trail.</p>	
	<p>TRAIL BLAZE 5" X 7" Extended Diamond – orange/black Informs riders they are on a designated trail.</p>	
	<p>CORRIDOR TRAIL 8" X 9" Rectangle – white/green Placed at entrances to corridor trails with the number and direction of travel printed in the white area with a paint pen.</p>	
	<p>PRIMARY TRAIL 7" X 7" Square – white/green Used to inform riders that the trail connects to a Corridor Trail. The number will correspond to the number on the NHSA Snowmobile Trail map.</p>	

Informational Signs



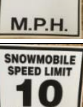
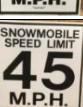

	<p>TRAIL INFORMATION 6" X 8" Rectangle – orange/black Informs riders of where they are, how far to gas, who maintains the trail, how far to parking, etc.</p>	
	<p>STAY ON TRAIL OR STAY HOME 6" X 12" Rectangle – orange/black Many landowners request riders to ride in a specific area.</p>	
	<p>DEAD END DO NOT ENTER 6" X 12" Rectangle – orange/black Informs riders that there is no outlet on trail; trail ends.</p>	
	<p>STAY ON TRAIL OR LOSE IT 6" X 12" Rectangle – orange/black Informs riders to stay on the trail or risk it being closed.</p>	
	<p>TRAIL HEAD 9" X 12" Diamond – white/green Used when new trail is started, at the beginning of a trail from parking areas, or to indicate the trailhead across a large open field. Reminds riders that their registration fees pay for New Hampshire's Snowmobile trail system.</p>	
	<p>LANDOWNERS 12" X 12" Square – white/black Used as a public relations tool between clubs and landowners. Advises trail users that they are on private property and should "RESPECT IT."</p>	
	<p>TRAIL PARKING TO LEFT 12" X 24" Rectangle – white/green Placed at the entrance to approved parking areas. Informs riders to go to the left to reach OHRV parking.</p>	
	<p>TRAIL PARKING TO RIGHT 12" X 24" Rectangle – white/green Placed at the entrance to approved parking areas. Informs riders to go to the right to reach OHRV parking.</p>	

Warning Signs

	STOP AHEAD 12" X 12" Diamond – yellow/black/red Informs riders that they are approaching a STOP sign.	
	TRAIL TEMPORARILY CLOSED Note: this sign is limited to 5/club/year. 12" X 12" Diamond – yellow/black Informs riders that they are approaching a temporarily closed area and should not proceed.	Limit to 5 max
	GATE AHEAD 12" X 12" Diamond – yellow/black Informs riders to slow down as they are approaching a gate across the trail.	
	BRIDGE AHEAD 12" X 12" Diamond – yellow/black Informs riders to slow down as they are approaching a bridge crossing.	
	LOGGING AHEAD 12" X 12" Diamond – yellow/black Informs riders to slow down, could encounter heavy equipment & trucks.	
	JUNCTION AHEAD 12" X 12" Diamond – yellow/black Informs riders to slow down, a trail junction is up ahead.	
	RIGHT or LEFT TURN 12" X 12" Square – yellow/black Informs riders that the trail ahead makes significant changes in direction.	
	SLOW 12" X 12" Diamond – yellow/black Instructs riders to slow their vehicle.	
	PLANTATION 12" X 12" Diamond – yellow/black Informs riders they are entering a tree plantation and should stay on the trail.	
	WATCH FOR GROOMERS 12" X 12" Diamond – yellow/black Informs riders they should be aware of groomers being used on the trail.	
	OBJECT (Hazard) MARKER 7" X 7" Square – yellow/black. Identifies a fixed object at the side of the trail. (Used any time the fixed object narrows the normal width of trail.	

Speed Limit Signs

Note: Speed limit signs are only available with Bureau of Trails District Supervisor approval of location and quantity. Contact them directly for details.

	10 MPH SNOWMOBILE with PICTURE 12" X 18" Rectangle – white/black Informs riders they should be going no more than 10 MPH.
	20 MPH SNOWMOBILE with PICTURE 12" X 18" Rectangle – white/black Informs riders they should be going no more than 20 MPH.
	BLANK MPH SNOWMOBILE SPEED LIMIT 12" X 12" Square – white/black Informs riders they should be going no more than the speed indicated.
	10 MPH SNOWMOBILE SPEED LIMIT 12" X 12" Square – white/black Informs riders they should be going no more than 10 MPH.
	45 MPH SNOWMOBILE SPEED LIMIT 12" X 12" Square – white/black Informs riders they should be going no more than 45 MPH.